



THE CITY OF BRUNSWICK MARYLAND

1 WEST POTOMAC STREET · BRUNSWICK, MARYLAND 21716 · (301) 834-7500

MAYOR AND COUNCIL OF BRUNSWICK SPECIAL ORDINANCE NUMBER 584

AN ORDINANCE OF THE MAYOR AND COUNCIL OF BRUNSWICK TO ENACT THE FISCAL YEAR 2023 ANNUAL ENTERPRISE FUND BUDGET FOR THE CITY OF BRUNSWICK, MARYLAND.

WHEREAS, pursuant to the Annotated Code of Maryland, Local Government Environment Article, Title 9, the City Charter of Brunswick, Section 16-3 and Section 16-39, and the City Code, Article 2, Title 1, authorizes the Mayor and Council to enact the annual Enterprise budget for the City of Brunswick, and;

WHEREAS, with the assistance of the City staff, the Mayor of Brunswick prepared and submitted to the City Council of Brunswick an annual Enterprise Fund budget for Fiscal Year 2023, and;

WHEREAS, the budget was considered and discussed publicly by the Mayor and Council on May 24, 2022 and approved by the Council with the concurrence of the Mayor at its regular public meeting held June 21, 2022 which was properly advertised and conducted, and;


NOW THEREFORE BE IT ENACTED by the Mayor and Council of Brunswick, the Fiscal Year 2023 Enterprise Budget, which is incorporated here by attachment.

This Ordinance shall become effective on the 1st day of July 2022 following its enactment by the Council and its approval by the Mayor.


PASSED this 21st day of June, 2022 by a vote of 10 for; 0 against; 0 abstaining; and 0 absent.

ATTEST:

COUNCIL OF THE CITY OF BRUNSWICK




David B. Dunn
City Administrator

By: 


Name: John Dayton
Title: Mayor Pro Tem

APPROVED this 21th day of June, 2022.

ATTEST:



David B. Dunn
City Administrator



Nathan Brown, Mayor
Date: 6/21/22

CITY OF BRUNSWICK
ENTERPRISE FUND - WATER

FY2023 Budget

OPERATING REVENUES

Water - Service Charges	\$ 2,108,190
OPERATING REVENUE SUBTOTAL	\$ 2,108,190

ALLOCATION REVENUES

Water - Connection Related	\$ 308,000
ALLOCATION REVENUE SUBTOTAL	\$ 308,000

MISCELLANEOUS REVENUE

Miscellaneous Revenues	\$ 97,900
Reservoir State Grant	\$ 500,000
VARIABLE REVENUE SUBTOTAL	\$ 597,900

TOTAL ENTERPRISE FUND REVENUES \$ **3,014,090**

EXPENDITURES

Water - Operating	\$ 1,383,329
Depreciation	\$ 125,823
Capital Outlay	\$ 1,134,438
Debt Service	\$ 370,500
TOTAL ENTERPRISE FUND EXPENDITURES	\$ 3,014,090

REVENUES OVER (UNDER) EXPENSES \$ -

Enterprise Capital

A-1

CITY OF BRUNSWICK ENTERPRISE FUND - WATER Fiscal Year 2023	
	FY2023 Budget
Water Capital Projects	
<i>FY23 Capital-Equipment</i>	\$ 205,782
<i>Water Tower Improvements</i>	\$ 105,000
<i>1.25M Gal Ground Storage Tank</i>	\$ 500,000
<i>Line Replacements</i>	\$ 120,000
<i>RF Water Meter Replacement</i>	\$ 60,000
<i>Sub-Meter Purchases</i>	\$ 2,000
<i>Hydrant Replacement Project</i>	\$ 20,000
<i>Filter Flow Meters(3)</i>	\$ 13,656
<i>Corrosion Inhibitor</i>	\$ 50,000
<i>Mixer for 250k Storage Tank</i>	\$ 30,000
<i>Intake Cooling Units</i>	\$ 10,000
<i>Replacement Gates at Reservoir</i>	\$ 18,000
	\$1,134,438
Water Debt Service	
<i>Water Debt Principal</i>	\$ 244,000
<i>Water Debt Interest</i>	\$ 126,500
	\$370,500
Water Reserves	
<i>WF System Reserve (annual accrual)</i>	\$ 125,823
	\$125,823
Water Total	\$ 1,630,761
Depreciation	
<i>Depreciation (calculated)</i>	\$ 629,113
<i>FY 2023 Funded</i>	\$ (125,900)
<i>Underfunded Depreciation</i>	\$ 503,213

CITY OF BRUNSWICK
ENTERPRISE FUND - WASTEWATER

FY2023 Budget

OPERATING REVENUES

Wastewater - Service Charges	\$ 1,931,554
OPERATING REVENUE SUBTOTAL	\$ 1,931,554

ALLOCATION REVENUES

Wastewater - Connection Related	\$ 507,000
ALLOCATION REVENUE SUBTOTAL	\$ 507,000

MISCELLANEOUS REVENUE

Miscellaneous Revenues	\$ 74,300
VARIABLE REVENUE SUBTOTAL	\$ 74,300

TOTAL ENTERPRISE FUND REVENUES \$ **2,512,854**

EXPENDITURES

Wastewater - Operating	\$ 1,361,722
Depreciation	\$ 181,318
Capital outlay	\$ 665,814
Debt service	\$ 304,000
TOTAL ENTERPRISE FUND EXPENDITURES	\$ 2,512,854

REVENUES OVER (UNDER) EXPENSES \$ **-**

CITY OF BRUNSWICK ENTERPRISE FUND - WASTEWATER Fiscal Year 2023	
	FY2023 Budget
Wastewater Capital Projects	
<i>FY23 Capital Equipment</i>	\$ 354,814
<i>UV Bulb Replacement</i>	\$ 20,000
<i>Portable Sewer Meter</i>	\$ 15,000
<i>WWTP bldg/Elec Sys Rehab</i>	\$ 25,000
<i>Line Replacements</i>	\$ 20,000
<i>Inflow and Infiltration</i>	\$ 150,000
<i>Vehicle-F-350 w/plow</i>	\$ 71,000
<i>Potomac Street Pump Station Gate</i>	\$ 10,000
<i>\$665,814</i>	
Wastewater Debt Service	
<i>Wastewater Debt Principal</i>	\$ 211,000
<i>Wastewater Debt Interest</i>	\$ 93,000
<i>\$304,000</i>	
Wastewater Reserves	
<i>WW System Reserve (annual accrual)</i>	\$ 181,318
<i>\$181,318</i>	
Wastewater Total	\$ 1,151,132

Depreciation	
<i>Depreciation (calculated)</i>	\$ 906,590
<i>FY 2023 Funded</i>	\$ (181,400)
<i>Underfunded Depreciation</i>	\$ 725,190