

THE CITY OF BRUNSWICK MARYLAND

1 WEST POTOMAC STREET · BRUNSWICK, MARYLAND 21716 · (301) 834-7500

MAYOR AND COUNCIL OF BRUNSWICK SPECIAL ORDINANCE NUMBER 545

AN ORDINANCE OF THE MAYOR AND COUNCIL OF BRUNSWICK TO ENACT THE FISCAL YEAR 2019 ANNUAL ENTERPRISE FUND BUDGET FOR THE CITY OF BRUNSWICK, MARYLAND.


WHEREAS, with the assistance of the City staff, the Mayor of Brunswick prepared and submitted to the Council of Brunswick an annual Enterprise budget for Fiscal Year 2019; and


WHEREAS, the budget was considered, discussed, and approved by the Council with the concurrence of the Mayor at its regular meeting held June 5, 2018 which was properly advertised and conducted.

SECTION I: NOW THEREFORE BE IT ENACTED AND ORDAINED by the Mayor and Council of Brunswick, that pursuant to the authority granted to it by the Local Government Article of the Annotated Code of Maryland and Section 16-3, Section 16-24, Section 16-39 (B.1), and Section 16-39B(2) of the Charter of the City of Brunswick that the annual Enterprise budget for the City of Brunswick, Maryland for Fiscal Year 2019 which is attached hereto and incorporated herein is hereby adopted and enacted.


SECTION II: This Ordinance shall become effective on the 10th day, or June 15, following its enactment by the Council and its approval by the Mayor, or on the 10th day following its enactment by the Council over the veto by the Mayor.


PASSED this 5th day of June, 2018 by a vote of 6 for; 0 against; 0 abstaining; and 0 absent.

ATTEST:

David B. Dunn
City Administrator

COUNCIL OF THE CITY OF BRUNSWICK
By: 
Name: Angel White
Title: Mayor Pro Tem

APPROVED this 5th day of June, 2018.

ATTEST:

David B. Dunn
City Administrator


Jeffery T. Snoots, Mayor
Date: 6/18/18

**CITY OF BRUNSWICK
ENTERPRISE FUND - WATER**

FY2019 Budget

OPERATING REVENUES

Water - Service Charges	\$ 1,517,553
OPERATING REVENUE SUBTOTAL	\$ 1,517,553

ALLOCATION REVENUES

Water - Connection Related	\$ 451,460
ALLOCATION REVENUE SUBTOTAL	\$ 451,460

MISCELLANEOUS REVENUE

Miscellaneous Revenues	\$ 138,200
VARIABLE REVENUE SUBTOTAL	\$ 138,200

TOTAL ENTERPRISE FUND REVENUES

\$ 2,107,213

EXPENDITURES

Water - Operating	\$ 1,052,900
Depreciation	\$ 118,800
Capital Outlay	\$ 902,513
Debt Service	\$ 33,000

TOTAL ENTERPRISE FUND EXPENDITURES

\$ 2,107,213

REVENUES OVER (UNDER) EXPENSES

\$ -

CITY OF BRUNSWICK ENTERPRISE FUND - WATER Fiscal Year 2019	
	FY2019 Budget
Water Capital Projects	
<i>East F St Unit block</i>	\$ 15,000
<i>2nd Avenue - from F St to G St</i>	\$ 20,000
<i>Yourtee Springs Line - canal</i>	\$ 150,000
<i>Cemetery Water Line</i>	\$ 20,000
<i>900 Block East B Street</i>	\$ 10,000
<i>Aute Alley & Park Avenue/Gummy</i>	\$ 10,000
<i>Water Line Relining Projects</i>	\$ 235,000
<i>WTP Plant Improvements -</i>	\$ 60,616
<i>\$520,616</i>	
Water Debt Service	
<i>Water Debt Principal</i>	
<i>Water Debt Interest</i>	\$ 33,000
<i>\$33,000</i>	
Water Reserves	
<i>Water System Reserve (annual accrual)</i>	\$ 118,800
<i>Water System Reserve (one time accrual)</i>	
<i>\$118,800</i>	
Water Total	\$ 672,416
Depreciation	
<i>Depreciation (calculated)</i>	\$ 594,001
<i>FY 2019 Funded</i>	\$ (118,800)
<i>Underfunded Depreciation</i>	\$ 475,201

**CITY OF BRUNSWICK
ENTERPRISE FUND - WASTEWATER**

FY2019 Budget

OPERATING REVENUES

Wastewater - Service Charges	\$ 1,402,150
OPERATING REVENUE SUBTOTAL	\$ 1,402,150

ALLOCATION REVENUES

Wastewater - Connection Related	\$ 584,550
ALLOCATION REVENUE SUBTOTAL	\$ 584,550

MISCELLANEOUS REVENUE

Miscellaneous Revenues	\$ 89,800
Transfers-In	\$ 245,000
VARIABLE REVENUE SUBTOTAL	\$ 334,800

TOTAL ENTERPRISE FUND REVENUES

\$ 2,321,500

EXPENDITURES

Wastewater - Operating	\$ 1,091,000
Depreciation	\$ 200,300
Capital outlay	\$ 995,200
Debt service	\$ 35,000

TOTAL ENTERPRISE FUND EXPENDITURES

\$ 2,321,500

REVENUES OVER (UNDER) EXPENSES

\$ -

CITY OF BRUNSWICK ENTERPRISE FUND - WASTEWATER Fiscal Year 2019	
	FY2019 Budget
Wastewater Capital Projects	
<i>WWTP - Rebuild #1 EQ Pump, Trnch Roller portion, Caustic Pumps Automation</i>	\$ 59,000
<i>Sludge Conveyor Rebuild</i>	\$ 20,000
<i>Chemical Scan Replacement</i>	\$ 84,000
<i>Sewer Camera</i>	\$ 245,000
<i>Manholes Replacement Project - 3 manholes</i>	\$ 30,000
<i>Inflow & Infiltration</i>	\$ 100,000
<i>Line Replacements at S. Maryland/W. Potomac St. & at East F Street 200 block</i>	\$ 50,000
<i>\$588,000</i>	
Wastewater Debt Service	
<i>Wastewater Debt Principal</i>	\$ -
<i>Wastewater Debt Interest</i>	\$ 35,000
<i>\$35,000</i>	
Wastewater Reserves	
<i>Wastewater System Reserve (annual accrual)</i>	\$ 200,300
<i>Wastewater System Reserve (one time accrual)</i>	
<i>\$200,300</i>	
Wastewater Total	\$ 823,300

Depreciation	
<i>Depreciation (calculated)</i>	\$ 1,001,456
<i>FY 2019 Funded</i>	\$ (200,300)
<i>Underfunded Depreciation</i>	\$ 801,156